






# LIONEL







Built-in Steam Whistles and Diesel Horns




Finest detail emphasized in Passenger Cars




Real R.R. Remote Control Knuckle Couplers




All Lionel Rolling stock is true to life




Blue print perfection in Loco detailing




Clean, White Puffing Smoke



Designs Based on Real R.R. Blue Prints



Sensational detailing of Diesel Trucks



Real R.R. operating Cattle Cars



Solid steel wheels — heavy duty trucks



Many new Lionel Operating Accessories



## Compare — LIONEL TRAINS LOOK AND ACT LIKE REAL ONES!

Engineering that reproduces the full effect of big-time rail-roading . . . that's what you want . . . and that's what you get in LIONEL TRAINS! Look at them close up . . . the smoke-puffing stack of the steam loco, the driving-gear action. Watch each operating car put on its own act. Check the

detail of those mighty Diesels, passenger cars, freight cars. "Heft" one of those big steam locomotives with its solid steel wheels and amazing driving gear. Give yourself the thrill of uncoupling cars by remote control! You'll find the same exciting realism in all the LIONEL ACCESSORIES, too.

**T**here's Everything Every Boy Wants in . . . .

# LIONEL TRAINS\* with MAGNE-TRACTION\*




*Magne-Traction . . . the sensational track-gripping power exclusive with LIONEL . . . makes all of your railroading dreams come true! With Magne-Traction you can send your trains up grades just like they might meet crossing the Rockies. You can pull long lines of cars . . . faster! You can take curves at speeds never before possible. And you have more control, too . . . you can spot your cars "on a dime." LIONEL TRAINS with Magne-Traction, hold the track just like the big ones do . . . that's why they alone can give you the real thrill of big-time railroading!*

**ONLY LIONEL TRAINS HAVE THIS AMAZING FEATURE!**

\*Reg. U. S. Pat. Off.

**MORE Speed**  
**MORE Climb**  
**MORE Pull**



No trains but LIONEL have *natural* clean white puffing SMOKE

No trains but LIONEL have *true-tone* built-in WHISTLES & DIESEL HORNS

No trains but LIONEL have MAGNE-TRACTION

No trains but LIONEL have *real* remote control R. R. KNUCKLE COUPLERS

No trains but LIONEL have *solid* STEEL WHEELS and *molded* STEEL TRUCKS

No other model trains have features to compare with LIONEL!

All prices, structural or mechanical designs and colors in this catalog are subject to change without notice.


Important! Lionel Trains and Accessories are sold only through Lionel dealers.

Copyright 1953, THE LIONEL CORP.  
15 East 26th Street, New York 10, N. Y.

Printed in U. S. A.

# "Here's Real Railroad Fun"

**LIONEL**  
027 TRAINS  
with  
TRANSFORMER



**No. 1012, 35 Watt Transformer**  
Included in set No. 1500. (Top train illustration.) Grip style handle furnishes continuous voltage control.

## No. 1500 "027" 3-CAR FREIGHT

*With Headlight and Remote Control Knuckle Couplers*

By far the finest train set at such an amazingly low price. Sturdy "027" loco with headlight. Tender and cars equipped with remote control couplers. For appearance, performance, durability there is no set that can equal it at this low cost! New track section permits you to uncouple cars by remote control. Train length 3 ft., 6 ins. Track oval 37 $\frac{5}{8}$ " x 27 $\frac{3}{8}$ ".

**Lionel No. 1500 (Top Illustration) 3-Car Freight Set Comprises:**  
1 No. 1130 Locomotive and 1 sec. No. 1018 Straight Track  
6066T Tender 1 No. 6009 Remote Control  
1 No. 6032 Gondola Car Uncoupling Track Set  
1 No. 6034 Box Car 1 No. 1012 35 Watt Transformer  
1 No. 6037 Caboose Lockon, Lubricant,  
8 sec. No. 1013 Curved Track Instruction Sheet

**\$19<sup>95</sup>**

## No. 1501S "027" 3-CAR FREIGHT



*With Smoke, Headlight and Remote Control Knuckle Couplers*

Another amazing, new train value! Highly detailed 2-6-4 locomotive that puffs smoke—remote control uncoupling and transformer for less than \$25.00! Modelling of locomotive is particularly fine—driving gear exciting to watch. You can uncouple cars by touch of a button—by remote control. This set is an ideal one to start your model pike. Train is 3 ft., 7 ins. long. Track oval 44 $\frac{1}{4}$ " x 27 $\frac{3}{8}$ ".

**Lionel No. 1501S (Bottom Illustration) 3-Car Freight Set Comprises:**

1 No. 2026 Locomotive and 6066T Tender 3 sec. 1018 Straight Track  
1 No. 6032 Gondola Car 1 No. 6009 Remote Control  
1 No. 6035 Oil Car Uncoupling Track Set  
1 No. 6037 Caboose 1 No. 1043 50 Watt Transformer  
8 sec. 1013 Curved Track Lockon, Lubricant, Smoke Pellets, Instruction Sheet

**\$24<sup>95</sup>**





No. 1043, 50 Watt Transformer  
Included with set No. 1501S  
(Bottom train illustration.) Will  
operate train and some small  
accessories.



LIONEL  
60 32




Enjoy  
CURTIS  
Baby Ruth  
CANDY

LIONEL LINES 6037

LIONEL LINES

2026



**LIONEL**  
027 TRAINS  
with  
TRANSFORMER



*Thrill Packed Engineering!*

**No. 15115 "027" 4-CAR FREIGHT**

*With Smoke, Headlight and MAGNE-TRACTION*

Roll her around curves at high speed, or stop her "on a dime" for uncoupling or operating your box car — your loco will handle the job because it's equipped with *Magne-Traction* which gives you super-control stopping, starting. It also gives you more climb, more pull for your railroad operations. This set includes the popular remote control operating box car. Remote control track section both uncouples and operates the car. Train is 3 ft., 7 ins. long. Track oval 44 1/4" x 27 3/8".

- Lionel No. 15115 (Top Illustration) 4-Car Freight Set Comprises:
- 1 No. 2037 Locomotive and 6066T Tender
  - 1 No. 6032 Gondola Car
  - 1 No. 3474 Operating Box Car
  - 1 No. 6035 Oil Car
  - 1 No. 6037 Caboose
  - 8 sec. No. 1013 Curved Track
  - 3 sec. No. 1018 Straight Track
  - 1 No. 6019 Remote Control Track Set
  - 1 No. 1043 50 Watt Transformer Lockon, Lubricant, Smoke Pellets, Instruction Booklet

**\$32<sup>95</sup>**

**No. 1503WS "027" 4-CAR FREIGHT**

*With Smoke, Whistle and MAGNE-TRACTION*


This train set is a wonderful starter for a complete railroad system. Locomotive is the new Lionel No. 2055, a finely detailed 4-6-4. Freight-type tender is also brand new. Freight cars are typical Lionel masterpieces — hopper, gondola, oil car and caboose. All cars and engine tender have real railroad knuckle couplers. No. 6019 track section makes it possible to uncouple by remote control. An excellent train set to start and grow with. Train is 4 ft., 7 1/2 ins. long. Track oval 44 1/4" x 27 3/8".

- Lionel No. 1503WS (Bottom Illustration) 4-Car Freight Set Comprises:
- 1 No. 2055 Locomotive and 6026W Tender
  - 1 No. 6462 Gondola Car
  - 1 No. 6465 Oil Car
  - 1 No. 6456 Hopper Car
  - 1 No. 6257 Caboose
  - 8 sec. No. 1013 Curved Track
  - 3 sec. No. 1018 Straight Track
  - 1 No. 6019 Remote Control Track Set
  - 1 No. 1033 90 Watt Transformer Lockon, Lubricant, Smoke Pellets, Instruction Booklet


**\$39<sup>95</sup>**



No. 1043, 50 Watt Transformer included with set No. 15115 (top illustration). It will operate train and small accessories.



No. 1033, 90 Watt Transformer included with set No. 1503WS (bottom illustration). It will operate trains and a number of accessories.




For details on No. 445 Operating Switch Tower, see page No. 30.

**LIONEL**  
027 TRAINS  
with  
TRANSFORMER  
plus



**No. 2046 LIONEL STEAM LOCO**  
(above)


Pride of the roundhouse! No. 2046 is a real performer. Has built-in whistle and puffing smoke. Magne-Traction gives it plenty of what it takes to handle freight. **\$37.50**



**No. 2055 STEAM LOCO**  
(right)

Brand new! Complete with built-in whistle, smoke and MAGNE-TRACTION. Look at the detail of boiler and driving gear!

**\$30.00**



**No. 1033, 90 Watt Transformer.** One handle controls whistle — the other stops, starts, reverses train. It will operate the train and a number of accessories. Included with both train sets.

*Only*

**No. 1505WS "027" 4-CAR FREIGHT**

With Smoke, built-in Whistle and MAGNE-TRACTION


Here's a compact, fast freight that will really roll out on the high iron. Magne-Traction makes it fast on the straight runs and powerful on the grades. Set includes new scale-proportioned oil car and newly designed Western Pacific box car. Gondola includes barrels. Train is 4 ft., 10½ ins. long. Track oval measures 27¾" x 53¾".

Lionel No. 1505WS (Top Illustration) 4-Car Freight Set Comprises:

- |  |   |
|--|---|
| 1 No. 2046 Locomotive and 2046W Tender | 8 sec. No. 1013 Curved Track                          |
| 1 No. 6464-1 Scale-Modelled Box Car    | 5 sec. No. 1018 Straight Track                        |
| 1 No. 6462 Gondola Car                 | 1 No. 6019 Remote Control Track Set                   |
| 1 No. 6415 Scale-Modelled Oil Car      | 1 No. 1033 90 Watt Transformer                        |
| 1 No. 6357 Illuminated Caboose         | Lockon, Lubricant, Smoke Pellets, Instruction Booklet |

**\$49.95**





# LIONEL has this Realism!


## No. 1502WS "027" 3-CAR PULLMAN

With Smoke, built-in Whistle and MAGNE-TRACTION

This speedy, high-wheeling mainliner passenger is a credit to any pike. Brand new 4-6-4 steam engine with Magne-Traction, smoke, built-in whistle — streamlined, aluminum finish pullman cars, with simulated passengers peeking out the windows. Train is 4 ft., 7 ins. long. Track oval measures 27 $\frac{3}{8}$ " x 53 $\frac{3}{8}$ ".

- Lionel No. 1502WS (Bottom Illustration) 3-Car Pullman Set Comprises:
- 1 No. 2055 Locomotive and 2046W Tender
  - 1 No. 2421 Illuminated Pullman "Maplewood"
  - 1 No. 2422 Illuminated Pullman "Chatham"
  - 1 No. 2423 Illuminated Observation Car "Hillside"
  - 8 sec. No. 1013 Curved Track
  - 5 sec. No. 1018 Straight Track
  - 1 No. 6019 Remote Control Track Set
  - 1 No. 1033 90 Watt Transformer
  - Lockon, Lubricant, Smoke Pellets, Instruction Booklet

**\$57.50**



## LIONEL No. 132 AUTOMATIC STATION

Stops trains magically, automatically! This station will stop incoming train — hold it long enough to discharge passengers or freight — then send it on its way again. Length of train stop is adjustable. Beautiful detailing — see illustration. Base measures 12 $\frac{1}{8}$ " x 8 $\frac{1}{4}$ ". Stands 6 $\frac{1}{2}$ " high.

**\$9.95**

**LIONEL**  
**027 TRAINS**  
*with*  
**TRANSFORMER**



# These "027" DIESELS are Real Performers!

## No. 1467W "027" 4-CAR FREIGHT

You're looking at the speed king of the "027" freights—Erie's swift twin-unit ALCO Diesel is at the head end. She's the choice for the fast hauls. *Magne-Traction* gives her speed on curves and power on the grades. Cargo of this freight is livestock, oil and coal. Caboose is illuminated. Train measures 4 ft., 8 ins. Track oval 53 $\frac{3}{4}$ " x 27 $\frac{3}{4}$ ". Built-in Diesel horn.

Lionel No. 1467W (Top Illustration) 4-Car Freight Set Comprises:

- |                                  |  |
|----------------------------------|--|
| 1 No. 2032 Erie Twin Unit Diesel | 8 sec. No. 1013 Curved Track           |
| 1 No. 6656 Stock Car             | 5 sec. No. 1018 Straight Track         |
| 1 No. 6465 Oil Car               | 1 No. 6019 Remote Control Track Set    |
| 1 No. 6456 Hopper Car            | 1 No. 1033 90 Watt Transformer         |
| 1 No. 6357 Illuminated Caboose   | Lockon, Lubricant, Instruction Booklet |

**\$57<sup>50</sup>**


## No. 1464W "027" 3-CAR PULLMAN

This Union Pacific twin-unit silver Diesel will get its passengers to destination easily with the added speed and pull furnished by *Magne-Traction*. Matching silver-finish passenger cars are of the most modern design — illuminated interiors show people peering out the windows. This sleek train is 4 ft., 8 $\frac{1}{2}$  ins. long. Track oval 53 $\frac{3}{4}$ " x 27 $\frac{3}{4}$ ". Built-in Diesel horn.

Lionel No. 1464W (Bottom Illustration) 3-Car Pullman Set Comprises:

- |   |  |
|---|--|
| 1 No. 2033 Union Pacific Twin Unit Diesel         | 5 sec. No. 1018 Straight Track         |
| 1 No. 2421 Illuminated Pullman Car "Maplewood"    | 1 No. 6019 Remote Control Track Set    |
| 1 No. 2422 Illuminated Pullman Car "Chatham"      | 1 No. 1033 90 Watt Transformer         |
| 1 No. 2423 Illuminated Observation Car "Hillside" | 1 No. 1033 90 Watt Transformer         |
| 8 sec. No. 1013 Curved Track                      | Lockon, Lubricant, Instruction Booklet |


**\$66<sup>50</sup>**



## No. 356 OPERATING FREIGHT STATION

A busy station! Press a button and tiny baggagemen run their little electric trucks in and out of the station. Building and platform wonderfully detailed. Picket fence contains replicas of real station posters. Inset bulletin boards for posting schedules — or you can insert stamp-type poster included with accessory. Illuminated. Dimensions: Base measures 5" x 15". Station is 5 $\frac{1}{2}$ " high.

**\$7.95**



**No. 1033, 90 Watt Transformer**  
One handle controls whistle—the other stops, starts, reverses train. It will operate the train and a number of accessories. Included with both train sets.



6357  
LIONEL

WATER TOWER


AUTOMOBILES  
SALTMORE & OHIO

NYC  
HOPPER CAR

3472  
AUTOMATIC  
REFRIGERATED  
MILK CAR

2046  
LIONEL LINES

**LIONEL**  
O27 TRAINS  
with  
TRANSFORMER  
plus

**LIONEL**  
  
MAGNE-  
TRACTION



## BIG Locos, BIG Cars, BIG Railroading!

### LIONEL No. 1507WS "027" 5-CAR FREIGHT

With Smoke, Built-in Whistle and MAGNE-TRACTION

A new, big "027" freight with long scale-modelled cars and the exciting remote control milk car! Steam loco is a powerful 4-6-4 with smoke and built-in whistle. Train includes the new automobile car, new triple dome oil car and the fascinating operating milk car, which you've probably seen in action. Super-long gondola includes barrels. Caboose is illuminated. Total train length 5 ft., 7 $\frac{3}{4}$  ins. long. Track oval 53 $\frac{1}{2}$ " x 27 $\frac{3}{4}$ ".

Lionel No. 1507WS (Top Illustration) 5-Car Freight Set Comprises:

- 1 No. 2046 Locomotive and 2046W Tender
- 1 No. 3472 Operating Milk Car and Platform
- 1 No. 6415 Scale-Proportioned Oil Car
- 1 No. 6462 Gondola Car
- 1 No. 6468 Scale-Modelled Automobile Car
- 1 No. 6357 Illuminated Caboose

- 8 sec. No. 1013 Curved Track
- 5 sec. No. 1018 Straight Track
- 1 No. 6019 Remote Control Track Set
- 1 No. 1033 90 Watt Transformer
- Lockon, Lubricant, Smoke Pellets,
- Instruction Booklet

**\$65<sup>00</sup>**

### LIONEL No. 1509WS "027" 5-CAR FREIGHT

With Smoke, Built-in Whistle and MAGNE-TRACTION

Chock-full of operational excitement! Searchlight car, operating dump car, crane car furnish the train operator with plenty to keep him busy. Engine is the big 4-6-4 Hudson-type. Searchlight car with continuously revolving light is wonderful for night work. Remote control operating dump car can carry coal or other materials. Crane car will handle the heavy work. Bringing up the rear is the work caboose or "crane tender." This work train is 5 ft., 6 $\frac{1}{4}$  ins. long. Track oval 53 $\frac{1}{2}$ " x 27 $\frac{3}{4}$ ".

Lionel No. 1509WS (Bottom Illustration) 5-Car Freight Set Comprises:

- 1 No. 2046 Locomotive and 2046W Tender
- 1 No. 3520 Operating Searchlight Car
- 1 No. 6456 Hopper Car
- 1 No. 3469 Operating Dump Car
- 1 No. 6460 Crane Car
- 1 No. 6419 Work Caboose

- 8 sec. No. 1013 Curved Track
- 5 sec. No. 1018 Straight Track
- 1 No. 6019 Remote Control Track Set
- 1 No. 1033 90 Watt Transformer
- Lockon, Lubricant, Smoke Pellets,
- Instruction Booklet




**\$70<sup>00</sup>**

No. 1033, 90 Watt Transformer  
With whistle and train control  
included with both of these sets.  
It will operate the trains and a  
number of accessories.

**LIONEL NEW No. 685  
STEAM LOCO**

This is a handsome new member of Lionel's line of "O" gauge steam engines — a model 4-6-4 type. Has smoke and whistle and is equipped with Magne-Traction. Length 20"

**\$30.00**



**LIONEL No. 157 ILLUMINATED  
STATION PLATFORM**

You'll want this as passenger shelter for suburban stops or small town stations. Typically Lionel scale-detailing. Picket fence contains billboards which are replicas of those used for nationally advertised products. Twin bulb illumination. Measures 12" x 3 1/4", 5 1/8" high. Includes extra picket fence section so that two of these can be joined together for a long station.

**\$3.75**

**Highballing FREIGHT!**

**No. 2201WS "O" GAUGE 4-CAR FREIGHT**

With Smoke, Built-in Whistle and MAGNE-TRACTION

A fast freight hauler pulled by a 4-6-4 high-wheeler! This powerful steam engine is brand new in the line — equipped with Lionel Magne-Traction. Cars are wonderfully scale-detailed — new, long, Minn. & St. Louis box car, double dome Sunoco oil car, long gondola with barrels and illuminated caboose. Length of train is 5 ft., 9 1/2 ins. Track oval 60" x 31 1/8".

Lionel No. 2201WS (Top Illustration) 4-Car Freight Set Comprises:

- 1 No. 685 Locomotive and No. 6026W Tender
- 1 No. 6462 Gondola Car
- 1 No. 6464-50 Scale-Modelled Box Car
- 1 No. 6465 Oil Car
- 1 No. 6357 Illuminated Caboose
- 8 sec. OC Curved Track
- 5 sec. OS Straight Track
- 1 UCS Remote Control Track Set
- Lockon, Lubricant, Smoke Pellets, Instruction Booklet

**\$39<sup>95</sup>**



## No. 2203WS "O" GAUGE 4-CAR FREIGHT

With Smoke, Built-in Whistle and *MAGNE-TRACTION*


Here's a record-breaking freight—pulled by a massive S2 20-wheel steam turbine—constructed from blueprints of the Pennsylvania R.R. original. With a train of wonderful cars—the new, long, Great Northern box car, new triple-dome oil car, operating searchlight car and N5C caboose. Length of train is 5 ft., 9 ins. Track oval 60" x 31 $\frac{7}{8}$ ".

Lionel No. 2203WS (Bottom Illustration) 4-Car Freight Set Comprises:

- 1 No. 681 Locomotive and 2046WX Tender
- 1 No. 3520 Operating Searchlight Car
- 1 No. 6415 Scale-Proportioned Oil Car
- 1 No. 6464-25 Scale-Modelled Box Car
- 1 No. 6417 Illuminated Caboose
- 8 sec. OC Curved Track
- 5 sec. OS Straight Track
- 1 UCS Remote Control Track Set
- Lackon, Lubricant, Smoke Pellets, Instruction Booklet

**\$49<sup>95</sup>**

**"O" GAUGE SETS**




**No. 681 STEAM TURBINE**

This massive 20-wheel steam turbine is a true copy of the one built for the Pennsylvania R.R. Detail-designed from blueprints of the original. Featuring Lionel Magne-Traction. Engine and tender measure 18 7/8 inches. **\$37.50**

**LIONEL**  
**O'GAUGE**  
*plus*

**LIONEL**  
  
**MAGNE-TRACTION**





## LIONEL "IRON HORSES"

### LIONEL No. 2205WS 5-CAR FREIGHT

With Smoke and Whistle, MAGNE-TRACTION, and New Scale Modelled Cars

Open the throttle and swing this long freight out of the yards onto the high iron. Watch that big Berkshire engine drive — wheels churning — side rods and eccentrics wonderful to see in action. Look at those beautifully detailed scale modelled cars rolling along the pike. Brand new Pennsylvania N5C caboose brings up the rear. No. 2205 is 5 ft., 9 ins. long. Track oval is 31 $\frac{1}{8}$ " x 70".

Lionel No. 2205WS (top illustration) 5-Car Freight Set Comprises:

- |   |                                   |
|---|-----------------------------------|
| 1 No. 736 Locomotive and No. 2046W Tender | 8 sec. OC Curved Track            |
| 1 No. 3484 Scale Operating Box Car        | 7 sec. OS Straight Track          |
| 1 No. 6415 Scale-proportioned Oil Car     | 1 UCS Remote Control Track Set    |
| 1 No. 6468 Scale-designed Automobile Car  | Lockon, Lubricant, Smoke Pellets, |
| 1 No. 6456 Hopper Car                     | Instruction Booklet               |
| 1 No. 6417 Illuminated Caboose            |                                   |

**\$59<sup>75</sup>**

### LIONEL No. 2211WS 4-CAR FREIGHT

With Smoke, Whistle, MAGNE-TRACTION — 2 Operating Cars

Here's a freight giant with plenty of operating action! Pull your train into the stockyards and push a button to run the miniature cattle onto the platform — stop by at the lumber mill and roll the logs out the side of the car — all by remote control. Your "Iron Horse" is the mighty S2 steam turbine, one of the biggest of "O" gauge steam locos. Train is 4 ft., 8 ins. long. Track oval 31 $\frac{1}{8}$ " x 60".

Lionel No. 2211WS (bottom illustration) 4-Car Freight Set Comprises:

- |  |                                   |
|--|-----------------------------------|
| 1 No. 681 Locomotive and No. 2046WX Tender       | 8 sec. OC Curved Track            |
| 1 No. 3656 Operating Cattle Car and Platform     | 5 sec. OS Straight Track          |
| 1 No. 3461 Operating Lumber Car                  | 1 UCS Remote Control Track Set    |
| 1 No. 6464-75 Scale Modelled Rock Island Box Car | Lockon, Lubricant, Smoke Pellets, |
| 1 No. 6417 Illuminated Caboose                   | Instruction Booklet               |

**\$62<sup>50</sup>**



*Here's Action!*

**LIONEL No. 2213WS 5-CAR FREIGHT**

Lionel Berkshire with Smoke and Whistle and MAGNE-TRACTION — Four Operating Cars


**THE FAMOUS "BERKSHIRE"**  
 One of the finest model steam engines ever built! This is an excellent reproduction of the 2-8-4 used by the big railroads for both freight and passenger hauls. Length 20 1/4 inches. **\$43.50**

One of the most amazing model trains ever assembled — every car in this freight (except the caboose) operates. Two of them — log car and ore dump car operate by remote control. Big light on Searchlight Car revolves continuously in a full circle. Tackle on crane car is worked by hand cranks on back and sides. Bringing up the rear is the Lackawanna work caboose. This long work train is 5 ft., 5 ins. long. Track oval measures 31 7/8" x 70".

Lionel No. 2213WS 5-Car Freight Set Comprises:  
 1 No. 736 Locomotive and No. 2046W Tender  
 1 No. 3461 Operating Lumber Car  
 1 No. 3520 Operating Floodlight Car  
 1 No. 3469 Operating Ore Car  
 1 No. 6460 Operating Crane Car  
 1 No. 6419 Work Caboose  
 8 sec. OC Curved Track  
 7 sec. OS Straight Track  
 1 UCS Remote Control Track Set  
 Lockon, Lubricant, Smoke Pellets,  
 Instruction Booklet

**\$70<sup>00</sup>**





### AN AMAZING COAL YARD COMBINATION

This big coal operation combines the Lionel No. 456 Ramp and Hopper with the No. 397 Coal Loader. Hopper can be shunted into position on ramp, where it is emptied underneath by remote control. When coal slides out of ramp bin the No. 397 loader conveys it into car on another track. For further details and prices see page 35.

# HIGH POWERED TRIPLE DIESEL FREIGHTS

## LIONEL Nos. 2207W AND 2209W 4-CAR FREIGHTS

**EQUIPPED WITH  
MAGNE-TRACTION  
AND  
REALISTIC HORN**

If you'd like to drive really fast "through" freights down the main line, these are the train sets for you. Tremendous freights, with triple Diesels — your choice of New York Central or Santa Fe engines. Super-long locomotives have two big GM "A" units and a "B" unit — driven by two sturdy motors and, of course, MAGNE-TRACTION. Wonderfully detailed cars include the big new scale proportioned cars. Caboose is the new Pennsylvania type N5C. Freights are fully 6 ft., 5 ins. long. Track forms oval 70" x 31 $\frac{7}{8}$ ". No. 2207W is Santa Fe, the 2209W is New York Central . . . specify by your choice of train number.

Lionel Sets No. 2207W Santa Fe and No. 2209W New York Central Comprise:

- 1 No. 2353 Santa Fe or 2354 New York Central Twin Diesel, both with Magne-Traction
- 1 No. 2343C Santa Fe or 2344C New York Central "B" Unit
- 1 No. 3484 Scale Operating Box Car
- 1 No. 6415 Scale Proportioned Oil Car
- 1 No. 6462 Gondola
- 1 No. 6417 Illuminated Caboose
- 8 sec. OC Curved Track
- 7 sec. OS Straight Track
- 1 UCS Remote Control Track Set
- Lockon, Lubricant and Instruction Booklet

PRICE FOR  
EITHER SET  
**\$70<sup>00</sup>**





BUILT BY LIONEL

SANTA FE

2353

NEW YORK CENTRAL

2354

LIONEL  
O GAUGE

plus



MORE PULL  
MORE SPEED  
MORE POWER

LIONEL

**LIONEL**  
**O' GAUGE**  
plus






## Lionel No. 2190W 4-car Streamliner

Twin Unit Santa Fe Diesel with **MAGNE-TRACTION** and Built-in Horn — Long, Gleaming Cars

This is the swiftest of all mainliners. Diesel-driven loco is the famous Lionel Santa Fe No. 2353 with two worm-drive motors. Streamline cars, all illuminated — each 15 inches long; include the No. 2533 "Silver Cloud" Pullman, No. 2534 "Silver Bluff" Pullman, the No. 2532 "Silver Range" Vista Dome, and the No. 2531 "Silver Dawn" Observation. Track includes 8 sec. OC curved, 9 sec. OS straight, 1 UCS Remote Control set. Lockon, Lubricant and instruction booklet. Train measures 7½ feet long. Track oval 31¾" x 80¾".

**\$89<sup>50</sup>**





## LIONEL *Speedliner* PASSENGERS


These Lionel luxury liners are the finest streamline pullmans built! They're extra long "speed queens" that glide over the rails as tiny passengers peer out the windows of the lighted cars. Here's scale detailing at its best — note the precise reproduction of the cars — even to the car ends and car numbers in pullman windows. These beautiful pullmans are fully 15" long. *For use on "O" gauge track only.*

No. 2534 Illuminated "Silver Bluff" Pullman Car  
 No. 2533 Illuminated "Silver Cloud" Pullman Car

Each **\$9<sup>95</sup>**


No. 2532 Illuminated "Silver Range" Vista Dome Car  
 No. 2531 Illuminated "Silver Dawn" Observation Car

Each **\$10<sup>95</sup>**



Detailing of these trucks shows how carefully the cars are reproduced.

All Diesels in this top row are equipped with Lionel **MAGNE-TRACTION** and realistic horns.



## The Finest Model **DIESELS** in the World!

LIONEL "O" GAUGE TWIN UNIT "POWERHOUSES" HAVE LIONEL EXCLUSIVE TWIN MOTORS PLUS MAGNE-TRACTION.

### No. 2353 SANTA FE

Here's Santa Fe's big GM type "growler" that streaks long passenger trains over the desert and through the mountains to the coast. Both motors are worm-drive. Headlight and knuckle couplers on both pilot ends. Length of twin unit — 26½". With **MAGNE-TRACTION** and Diesel horn.

**\$47<sup>50</sup>**

### No. 2354 NEW YORK CENTRAL

Here's the GM "powerhouse" you'll see gliding over the "water level route" from New York to Chicago and points west. Same power plant and equipment as the No. 2353. Like the No. 2353 it can be equipped with "B" unit shown at right. Length 26½". Including "B" unit, nearly 40" long. With **MAGNE-TRACTION** and Diesel horn.

**\$47<sup>50</sup>**

### No. 2355 WESTERN PACIFIC

This is the West Coast counterpart of the Diesels described at the left — has all of the features that make these model GMs champions of the road. Headlight and knuckle couplers on both pilot ends. Same minute designing — even to the simulated windshield wipers on cab windows. Length 26½". With **MAGNE-TRACTION** and Diesel horn.

**\$47<sup>50</sup>**

### No. 2031 "027" ROCK ISLAND

This is the pride of the "027" line — an ALCO design twin unit Diesel with a single powerful worm-drive motor. It has headlights and remote control operating knuckle couplers on both pilot ends. Length 22". With **MAGNE-TRACTION** and Diesel horn.

**\$38<sup>95</sup>**



### LIONEL 2343C & 2344C DIESEL "B" UNITS


Couple a scale-detailed "B" unit between the "A" units of your big Diesel to get a really long power plant. These "B" units are patterned to match the New York Central and Santa Fe "A" units. Couplers are not remote control. Length 13¼".

No. 2343C Santa Fe,  
No. 2344C N. Y. Central each **\$9.95**



Addition of the "B" unit results in an engine unit nearly 40" long.





Lionel Diesel switchers are perfect in detail. Note exact modelling of louvers, antenna, exhaust stack.



Here's a section of the roof of the Rock Island ALCO-type Diesel. Note rivet detail and air vent reproduction.



**LIONEL'S CHAMPION  
GM DIESEL SWITCHERS  
with MAGNE-TRACTION**

Here are two real freight handlers for your yard work or for short line hauls. They're fast—they're strong—equipped with worm-drive motors and MAGNE-TRACTION. Remote control knuckle couplers on both ends — just the thing for switching. Powerful headlight. Length 11 1/4".


No. 623  
Santa Fe

No. 624  
Chesapeake & Ohio

each  
**\$25<sup>00</sup>**

# TOPS in Realism!

Look at these new cars! Big scale-proportioned cars! Authentic in design—built from railroad blueprints. Detailed down to the last rivet. Only LIONEL cars give you exciting realism like this.



**LIONEL No. 3484 NEW OPERATING BOX CAR.** Lion's new operating box car is longer and has the latest type roof ribs, catwalks and doors. Remote control button opens door and train man pops out. Penn. R.R. heralds. Length 11". 6.50

**LIONEL No. 6511 NEW PIPE CAR.** New in the line—a long "fish belly" type of flat car that can haul practically anything. Scale-proportioned pipes are removable. Side stakes can also be removed so that car can haul wide loads. Length 10½". 5.95

**LIONEL No. 6464 BOX CARS.** Fill out your freight set with these modern, newly-designed box cars. They come in heralds of four different roads—No. 6464-1 is Western Pacific, 6464-50 Minn. & St. Louis, 6464-25 Great Northern, 6464-75 Rock Island. 11" long. 5.50

**LIONEL No. 6468 AUTOMOBILE CAR.** By popular request Lionel is again producing the automobile type of box car. This car is an excellent cargo hauler. It's longer, has modern design roof and double doors which can be operated with other material, if so desired. Length 11". 5.50


**LIONEL No. 6561 NEW CABLE CAR.** This beautifully designed dropped-center car can be used for many other jobs than hauling cable reels. Realistic, removable reels are wound with heavy aluminum wire which can be replaced with other material, if so desired. 10" long. 5.95

**LIONEL No. 6415 NEW OIL CABOOSE.** By far the most minutely detailed car in the line—triple domes are precision detailed. Picture above shows the fine modelling of domes, hand rails, brake wheels. Insignia of the Sunoco Oil Company. Length 10". 5.75

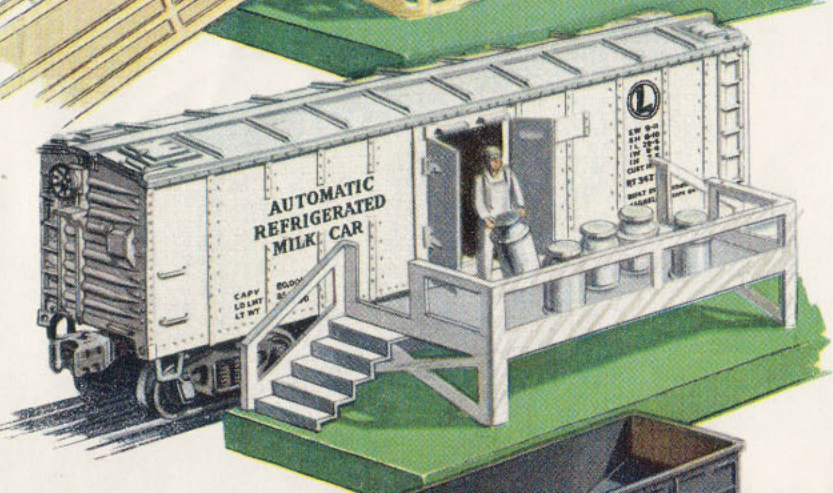
**LIONEL No. 6417 NEW CABOOSE.** Streamlined—this is a model copy of Pennsylvania's new N5C caboose with turret-type cupola and round windows. Made from Pennsylvania blueprints. Car is 8¾" long. 5.75

## FOR OPERATING FUN


**LIONEL No. 3656 OPERATING CATTLE CAR.** Practically all model railroaders now are familiar with Lionel's Cattle Car and Platform. Touch of remote control button opens car doors and drives cattle out through the pens. Corral gates permit three different cattle routes. Action operates through platform—does not require remote control track section. Set includes 9 head of cattle. Car is 8 1/2" long. Platform measures 6 5/8" x 9 5/8". **15.95**



**LIONEL No. 3472 OPERATING MILK CAR.** Here's a carload full of fun! Just press a remote control button—doors open and a milkman brings out milk cans, one at a time, and places them on platform. Pure white car is elaborately detailed—note ice hatches and catwalk. Stainless steel platform and base, 5" x 7 1/4" included. Operates on UCS and 6019 Remote Control Sets. Car is 9 inches long. **10.50**



**LIONEL No. 3456 OPERATING HOPPER CAR.** This is Lionel's famous operating coal hopper. Remote control opens hopper doors underneath and unloads coal or other cargo. Release control button and hopper doors close. This is the only operating model hopper made. Operates with No. 456 Coal Ramp. Length 9 1/2". **5.75**




**LIONEL No. 3461 OPERATING LUMBER CAR.** Roll that timber off into the lumber yard by just touching a button. Remote control tilts car, side stakes swing down and logs roll off into bin. Logs and bin included. Operates on UCS and 6019 Remote Control Sets. Car length 9 1/2". **7.25**




**LIONEL No. 3469 OPERATING ORE CAR.** Carries any kind of loose load—coal or ore. Remote control causes car bed to tilt and side of car automatically drops down to deposit load into bin. Railside bin and load of coal included. Operates on UCS and 6019 Remote Control Sets. Length of car 9 1/2". **8.50**



**LIONEL No. 3520 SEARCHLIGHT CAR.** An excellent car for night track laying or wrecking work. Big searchlight swings around in a complete circle. Movement is continuous, automatic. In "well" of car is GM-type Diesel generator. Action started and stopped by UCS, 6019 or 6009 Remote Control Sets. 10" long. **7.75**




*Only **LIONEL** has  
Real R.R. Operating  
Knuckle Couplers!*



A lot of the thrill of model railroading is in "making up" trains—coupling, uncoupling—arranging the cars the way you want them. Lionel gives you coupling the way the real railroads do it, with

realistic knuckle couplers. Touch a remote control button to uncouple cars. To recouple them—just shunt the cars the way they do in the big yards. Lionel railroading is big railroading in miniature.




**No. 6460 CRANE CAR.**  
Railroad men call her the "big hook." Just what you need for emergencies and track work. This is one of the finest car reproductions ever made. Big boom and "hook" are operated by hand wheel. Work cab pivots around on heavy die-cast frame. Length 8 $\frac{3}{8}$ ".

7.75

**No. 6456 HOPPER CAR.**  
The hopper is an all-purpose freight hauler—usually used for coal or ore. This Lehigh Valley reproduction is minutely detailed inside and out. Simulated hopper doors underneath. Length 9 $\frac{1}{2}$ ".

4.75



Big, beautiful, aluminum-finish streamline passengers for your de luxe limited. Interior lighting shows passengers looking out windows. Note detail of roofs and antenna on modern "boat-tail" observation car. Passenger cars are 11 $\frac{3}{4}$ " long. Observation car 11 $\frac{1}{2}$ " long.

**No. 6462 GONDOLA CAR.**  
This gondola will handle practically any kind of freight. Extra length makes it one of the most precisely-scaled cars in the line. It's right to the rivet! Even the legends on car sides are pin-point accurate. No. 6462 gondola includes barrels. Length 10 $\frac{1}{2}$ ".




**No. 6656 STOCK CAR.**  
Every road should have at least one of these to ship livestock. Lionel No. 6656 is as close to the real thing as you'll see in model rail-roading. Look at the reproduction of open plankwork and stanchions. Latest type grill catwalk. Sliding doors open manually. Length 9 $\frac{1}{4}$ ".

4.75




**No. 6472 REFRIGERATOR CAR.**  
"Reefers" are carrying more and more tonnage on the big roads each year. You'll really have to see Lionel 6472 to appreciate it. Gleaming white finish—note the reproduction of ice hatches, dreadnaught ends, car doors. Doors open on spring hinges. Length 9".

4.75



**No. 6419 WORK CABOOSE.**  
This unusual car is sometimes called a crane tender. It's used for main line trouble-shooting and repair jobs. Accurately patterned after Lackawanna's real one. Typical Lionel detail accuracy in tool lockers, ladders, stack and grab rails. Length 9 $\frac{3}{8}$ ".

5.75



All LIONEL cars are equipped with realistic remote control operating knuckle couplers.


## STREAMLINED PASSENGERS

No. 2421 Passenger "Maplewood"  
No. 2422 Passenger "Chatham"  
No. 2429 Passenger "Livingston"  
No. 2423 Observation "Hillside"

Each \$7.75

13.50  
7.75  
6.66  
11.50  
5.75  
10.50  
8.50  
63.50


**COMPLETELY NEW! COMPLETELY DIFFERENT!  
FULL OF ACTION!**



**LIONEL No. 497 COALING STATION**

ALL kinds of action with this brand new coaling station — has four separate remote control actions! Levers on controller will (1) tilt operating dump car and empty into bin (2) lift hoist bin to overhead position and empty load into overhead storage bin (3) lower bin to railside position (4) dump coal from overhead storage bin into a waiting "empty". The accessory operates with either "O" or "027" track, as track just clips into position below station. Does not require remote control track section. Typically realistic Lionel designing. Dimensions: 10" high, base 6" by 9½".


**\$17.75**




**No. 193 NEW WATER TOWER**

New! A giant structure for your rail yards or for industrial centers. Blinker light at top warns away aircraft. Unusually detailed girder and rivet reproduction. Base of tower is simulated flagstone platform. Little work shed at base is simulated corrugated iron. Tower is 14¾" high, base 6" x 6".

**\$4.50**





**No. 445  
OPERATING SWITCH TOWER**

What an accessory to watch in action! As your train approaches junction or yards, dispatcher out on the deck goes back inside and another comes running down the stairs with a lantern. After train passes, one trainman goes back upstairs and the other comes out on deck again. Completely automatic operation. Tower itself is an excellent scale model — every detail right — clapboard sides, shingle roof, railed platform and stairs running up the side. Base 6 1/4" by 5 1/2", 7" high. **\$7.95**

**No. 125 WHISTLING  
STATION**

If your train does not have a built-in whistle you'll surely want this accessory. This rail-side tool shed has concealed in it the famous two-tone Lionel whistle which can be sounded by a touch of a button. Or you can wire it to a 153C contactor so that it operates automatically, as the train goes by. 6" square, 4 3/4" high. **\$6.25**



**WATCH THE WATCHMAN COME OUT!**


**No. 145 AUTOMATIC  
GATEMAN**

Always on the alert, the miniature watchman rushes out of his shack waving his lantern, to protect motorists at crossing. Action is automatic, activated by approaching train. When train has passed watchman returns to his shack. Minutely designed shed includes tool box on the side. Crossing sign can be turned to suit location. Measures 6 3/4" high. **\$5.95**



**No. 252 AUTOMATIC CROSSING GATE**

Protect your highway crossings! This new type gate swings down by itself on approach of train and two red lights on arm warn motorists. When train has passed gate automatically rises. Gate is 9 3/4" long. Base 3 1/2" by 1 3/4". **\$3.95**



This is the famous Lionel Signal Bridge that thousands of fans have been asking for. It is a "must" for practically all model railroad layouts.

### LIONEL No. 450 OPERATING SIGNAL BRIDGE

If you're a railroading fan, this is the accessory for you! Lights on bridge are activated automatically by passing train. As train passes under bridge, lights turn from green to red to warn following train. Finely modelled structure, complete with ladders and control boxes. Overhead bridge, which spans two tracks, makes provision for installing additional targets and lights, facing either way. For wiring additional lights see instruction sheet included with bridge. Dimensions: Inside width 7 1/2". Inside height 6".

\$5.95



### No. 395 FLOODLIGHT TOWER

Light your yards or other parts of your layout with these powerful floodlights. Heavy steel lattice work tower with ladder and maintenance platform. Spotlights are mounted on universal swivel and can be moved vertically or horizontally. Tower stands 11 1/2" high. Base measures 5" x 5".

\$3.95

### No. 394 ROTARY BEACON

A revolving light to guide aircraft on their routes and protect railroad installation! Slow rotation of light is caused by warm air from lamp inside housing. Has red and green fresnel lenses. Girder construction of heavy steel, deeply embossed. Scale-designed. Base measures 5" x 5". Stands 11 3/4" high.

\$3.25

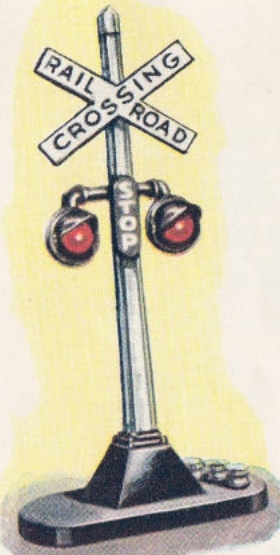


**LIONEL ACCESSORIES  
MAKE YOUR PIKE LOOK REAL!**


Whether they're large or small, Lionel accessories are scale designed to match your train set. They add color and action to your layout and give it a real-life appearance.




**No. 309 YARD SET.** A necessity for any model pike. This set includes "trespass" warnings, yard limit sign and train signals. All signs are scaled to "O" and "027" gauge. \$1.00



**No. 154 FLASHING SIGNAL.** This Lionel highway signal operates just like the real ones — automatically. Approaching train activates it, causing red lights to flash alternately. Lights go out when train has passed. Height 9". \$3.95



**No. 153 AUTO-MATIC BLOCK SIGNAL.** Another signal control just like the real ones! This block shows "high green" until train passes — then turns red to warn following train. Signal measures 9" high. \$4.50




**No. 151 AUTO-MATIC SEMA-PHORE.** Just like the ones you'll see on the big right-of-ways. Automatic operation. Blade is upright and light is green until train passes. Then arm drops to horizontal position and light turns red. Stands 9 7/8" high. \$4.50

**No. 364 CONVEYOR-TYPE OPERATING LUMBER LOADER**


For your lumber mill! This accessory is fun to operate — fun to watch. Touch the remote control button and moving belt picks up logs from lower platform and carries them up to the top where they roll down over tilting stakes into car. Red-green spotting lamp on lower platform. Dimensions: 3-3/16" wide, 27 1/8" long, 4 1/8" high. Logs included.

**\$13<sup>95</sup>**



Car and track are *not* included with No. 364 Lumber Loader.






### No. 138 OPERATING WATER TANK

Realistic railroad atmosphere! Use it in your terminals and yards. Steam your big loco up alongside and lower the water spout over the tender by remote control. Release button and spout folds back into position. Pin-point accuracy of detail in stringers, cross braces, ribs and concrete blocks. Base measures 6 1/8" square. Height 10 1/8".

**\$6.50**



### LIONEL No. 317 TRESTLE BRIDGE

Across rivers, chasms rolls your train. This span is a scaled down model of the big steel bridges used by the railroads. Structural details are deeply embossed. Made of heavy rolled steel - aluminum finish. Measures 24" by 4 3/8".

**\$2.75**




### No. 310 BILLBOARD SET

These miniature billboards will liven up your railroad - make it even more realistic. Set includes 5 finely finished frames and 8 full color billboards which are exact reproductions of real ones you'll see at roadside and railside. Frames measure 3 1/2" by 5 3/4". Set of 5 frames and 8 billboards. **\$1.25**



These billboards are completely authentic—they are exact copies of the full-size billboards used in national advertising.



## FOR YOUR BARREL FACTORY



### No. 362 OPERATING BARREL LOADER

What a swell car loader! Press a button and the vibration of the ramp tips the upright barrels over on their sides and causes them to move up to the upper platform. There they automatically roll off into waiting car. Tiny workman supervises the operation. Excellent detailing of structure can be seen in the picture. Dimensions of loader are 19" long, 4 $\frac{1}{8}$ " wide and 4" high. Barrels are included.

**\$875**

*Car and Track not included with No. 362.*

## FOR YOUR OIL FIELDS!

### No. 455 OPERATING OIL DERRICK & PUMP

Real-as-life operating oil derrick and pump for your railside oil field. "Walking beam" on pump moves with a rocking motion and large transparent oil pipe gives appearance of actual oil flow. Detail includes simulated GM Diesel generator and motor housing. Movement is automatic, continuous. Tackle for "hook" inside tower can be operated manually. Four aluminum oil barrels. Dimensions: 9 $\frac{1}{4}$ " x 5 $\frac{1}{2}$ " x 14 $\frac{1}{2}$ " high.

**\$995**




## FOR YOUR BAGGAGE OR FREIGHT STOPS

### No. 356 OPERATING STATION

Here's dramatic action for your pike! Busy little baggage men will run their trucks in and out of the station when you press the remote control button. Station itself is a typically excellent Lionel reproduction. Clapboard sides have inset bulletin boards. Interior is illuminated. Base measures 5" x 15". Station is 5 1/2" high.

**\$7<sup>95</sup>**




## FOR YOUR COAL MINES

### LIONEL No. 397 DIESEL-TYPE COAL LOADER

Excitingly realistic! A conveyor for mines or coal yards to load your gondolas or hoppers. Remote control activates vibrating platform which feeds coal to base of climbing belt — then conveyor buckets carry coal up and over into car. Heavy duty self-lubricating motor contained in GM-type Diesel housing. Includes generous-size bag of dustless artificial coal. Dimensions: 10-1/16" long, 7-7/16" wide, 6" high. **Hopper car and track not included.**

**\$13<sup>25</sup>**




35


## FOR YOUR COAL YARDS!

### No. 456 OPERATING COAL RAMP AND HOPPER CAR


You'll get many hours of pleasure out of this fascinating accessory. Three separate remote control actions! Your train pushes operating hopper into ramp bumper where it couples automatically. Press a remote control button and train uncouples to roll away. Second button opens hopper doors and unloads coal into bin underneath. Third button releases car from bumper, permitting it to roll down ramp to couple with waiting train. Complete unit includes ramp, hopper car and supply of artificial coal. Outfit is 35" long, 3-3/16" wide and 6-3/16" high. Can be used with either "O" or "027" track.

**\$18<sup>50</sup>**






**No. 214 PLATE GIRDER BRIDGE.** Ever experience the thrill of hearing a "big one" rumble over a girder bridge? Whether you have a flat layout or use this bridge for an overpass, you'll get a kick out of seeing your "hotshot" roll through. Look at the detail of rivet heads, flange reinforcements — this bridge is just as finely defined inside as out. For use with either "O" or "027" track. Measures 10" x 4 1/2". \$1.75



**No. 256 WAYSIDE STATION.** Can be used either as a freight shed or as suburban or way-side station. Fine reproduction of shingled roof, brick platform, clapboard house. Picket fence has colorful posters. Illuminated. Station is 5 1/2" high. Base is 5" x 15". \$4.50



**MODEL RAILROADING RULE BOOK.** A complete rule book for model railroad crews. To get it, just send 10¢ to Advertising Department, LIONEL CORPORATION, N. Y. C.



**No. 919 BAG OF GRASS.** Here's grass you won't have to mow. Artificial grass for your layout. For best results sprinkle over wet green paint. 50¢

**No. 206 BAG OF COAL.** Made especially for Lionel coaling accessories and cars. It's clean, dustless, non-smudging. 40¢




**No. 71 LAMP POST.** For illuminating station platforms or town streets. Sturdily built. Post and base are die-cast. 95¢



**No. 40 CABLE REEL.** Real copy of big cable reels used by railroads. Contains 50 feet of No. 18 plastic covered wire that can be used on your pike. Each cable reel, at \$1.00



**SP SMOKE PELLETS.** Get additional smoke pellets for your steam loco. Smoke is clean, white, harmless, odorless. 50¢



**No. 480-25 CONVERSION COUPLER.** For converting "Scout-type" Lionel cars to Lionel remote control uncoupling operation. Each 55¢

## LITTLE EXTRAS YOU MAY NEED

Here's a list of items that Lionel fans have been asking for, either for new additions to an expanding pike or for replacements. Your dealer has these and others.

- 450L Signal light head.....\$2.00
- 362-78 Set of 6 barrels.....50¢
- 3656-34 Set of 9 cattle.....\$1.25
- 3656-150 Corral platform.....\$10.00
- 3462P Milk platform.....\$2.00
- 3462-70 Set of 5 milk cans.....\$1.25
- 164-64 Set of 5 logs.....25¢
- 160 Unloading bin.....50¢
- 356-35 Set of 2 baggage trucks \$1.50
- 167 Whistle controller.....\$3.25
- 394-37 Beacon cap.....\$1.00



**No. 927 MAINTENANCE KIT.** Contains a tube of special lubricant, lubricating oil, cleaner solvent, two cleaning sticks, six emery boards, wiping cloth, stack cleaner, dusting brush. Includes lubricating charts with instructions. \$1.50



**No. 925 TUBE OF LUBRICANT.** This lubricant has been especially compounded for working parts of locomotives. 35¢

## CHART OF REPLACEMENT LAMPS

LAMP No.	DESCRIPTION	FOR USE WITH THE FOLLOWING EQUIPMENT	PRICE
L50	6-8 Clear	156.	\$ .15
L50(R)	6-8 Red	153 (prior to 1950).	.20
L50(G)	6-8 Green	153 (prior to 1950).	.20
L51	6-8 Clear	All transformers, 157, 193, 395, 1001, 1110, 2400-1-2, 2421-2-3. 2429.	.15
L53	12-16 Clear	1122, 1122-100, 2027, 2037.	.20
L57	12-16 Clear	313, 2332, 2531-2-3-4, 2625-7-8, 2857, 2957.	.20
L363	14 Clear	26, 70, 71, 145, 151, 252, 256, 260, 364, 445, 455, 456, 622-3-4, 1130, 1320, 2031-2-3-4, 3520, 6220, 6520.	.20
L363(R)	14 Red	153 (1950 on), 154 (1950 on), 450, 450L.	.25
L363(G)	14 Green	153 (1950 on), 450, 450L.	.25
L430	14 Clear	164, 221, 224, 1101, 1121 (prior to 1949), 1121C (prior to 1950), 1654-5-6, 1666, 2440-1-2-3, 2600-1-2, 2640-1-2-3, 6440-1-2-3.	.15
L431	14 Clear	132, 315, 356, 1121 (1949 on), 1121C (1950 on), 2357, 2457, 2757, 4357, 4457, 6357, 6417, 6457.	.15
L431(R)	14 Red	152.	.20

LAMP No.	DESCRIPTION	FOR USE WITH THE FOLLOWING EQUIPMENT	PRICE
L432	18 Clear	Standard Gauge Locomotives and Cars.	\$ .15
L432(R)	18 Red	022C.	.20
L432(G)	18 Green	022C.	.20
L452(W)	14 White Sp.	64.	.65
L461	14 Clear Indented	394.	.20
L797	14 Smoke Lamp	671 (1946 only), 2020 (1946 only).	.75
L799	18 Smoke Lamp	726 (1946 only).	.75
L1402	14 Clear	2420, 6420.	.60
L1442(W)	18 White Sp.	115, 129, 155.	.25
L1445	18 Clear	022 (1950 on), 042 (1950 on), 685, 2026, 2036, 2037, 2046, 2055, 2056, 2330, 2333, 2343-4-5, LTC.	.25
L1447	18 Clear	022 (prior to 1950), 042 (prior to 1950), 115, 671, 671R, 675, 681, 726, 736, 773, 2020, 2025, 2035, 4681.	.25
L1449	14 Clear	2403B, 6403B.	.20
L1449(R)	14 Red	45, 154 (prior to 1950).	.25

# LIONEL "Trainmaster" TRANSFORMERS

When model railroaders think and talk about transformers they mean "Lionel Trainmasters." They know that Lionel experience and workmanship have developed a line of transformers that will really stand up and really perform. Every one of them is sturdily built — each has genuine, railroad type throttles that afford smooth, stepless voltage control. All have built-in circuit breakers to guard against current overloads.

If you are getting an "O27" train set, the transformer is already included. If you purchase an "O" gauge set, or are expanding your railroad pike, be sure to make it a "Lionel Trainmaster" — universally recognized as the finest model railroad transformer made.



## TYPE ZW 275 WATT, 115 VOLTS, A.C., 60 CYCLES

Finest of all model train transformers! Will handle as many as four trains on different layouts at the same time, or—reduce the number of trains and handle plenty of accessories. Engineer-type throttles push forward to increase speed, pull back to slow or stop train. Inner levers control whistles and direction of train. This transformer has four independently controlled voltage circuits, two of them with whistle and train controls. Accessory voltages are controlled by dials on dome ends. Heavy duty circuit breaker protects against "shorts." Red warning light indicates "shorts." Green light shows "power on."


**\$29.95**



## TYPE KW 190 WATT, 115 VOLTS A.C., 60 CYCLES

The KW is one of the most popular of Lionel transformers—operates two trains plus accessories! Train control throttle is designed after the type used in Diesel and electric locomotives. Lever at front center blows train whistles—moves left for one, right for the other. Buttons on each side direct train—forward or reverse. Includes circuit breaker to protect against current overloads. Red indicator light warns of "shorts." High impact black phenolic case.

**\$22.50**



## TYPE TW 175 WATT, 115 VOLTS A.C., 60 CYCLES

Brand new this year! It is designed for the railroader who wants plenty of accessories on his pike. Power for operation of train is completely isolated from accessory voltage, so that regardless of the number of accessories used, train will not be affected. Left hand throttle operates whistle and reverse. Has two built-in circuit breakers to guard against "shorts", one on each circuit, and a "power on" pilot light. Listed as "Standard" by Underwriters Laboratory.

**\$16.95**



## TYPE RW 110 WATT, 115 VOLTS, A.C. 60 CYCLES

A real operator! Will handle with ease any "O" gauge train and a number of accessories, both automatic and remote controlled. There are four fixed voltage combinations for operating accessories. Left button blows whistle. Right button controls train direction—forward or back. Has built-in circuit breaker to guard against overloads. Red danger light warns against "shorts." Listed as "Standard" by Underwriters Laboratory.

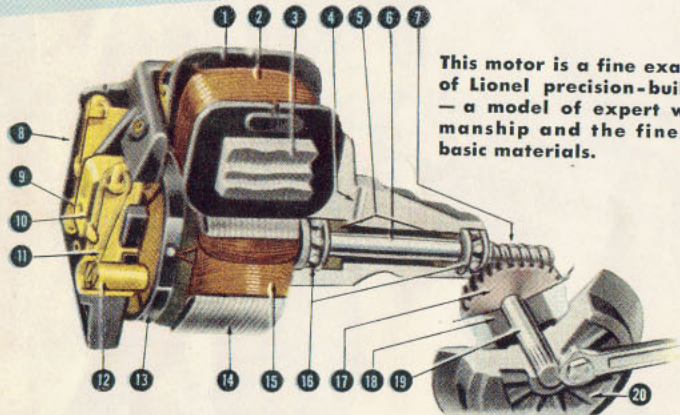
**\$13.95**

# LIONEL *Three Rail* TRACK IS BEST

Model railroading experts prefer Lionel 3-rail track because it can do more things and it's more strongly built. With Lionel 3-rail track you can plan hundreds of varieties of layouts including reverse loops, wyes and other features used by the big roads. These plans cannot be accomplished with 2-rail track without a complicated system of insulated blocks, relays, etc.

Lionel also gives you the right size track for any type of layout, large or small. A complete circle of "027" track makes an oval less than 28 inches in diameter — an "O" loop measures only 31 inches in diameter. Layouts using either gauge can, of course, be expanded to any desired dimensions.

For trouble-free railroading — for the best results — always choose LIONEL track.



This motor is a fine example of Lionel precision-building — a model of expert workmanship and the finest of basic materials.

1. Molded nylon spool
2. Formvar insulated windings
3. Silicon steel laminated field
4. Lubricant filler hole
5. Oil-retaining sintered bronze bushings
6. Centerless ground steel shaft
7. Precision multiple-thread worm
8. Bakelite brush plate
9. Oil hole
10. Felt oil retainer
11. Rust-proofed steel brush springs
12. Copper-graphite brushes
13. Molded bakelite commutator
14. Silicon steel laminated armature
15. Formvar insulated armature windings
16. Hardened precision ball bearings
17. Self-lubricating sintered worm wheel
18. Oil-retaining bronze bushings
19. Non-magnetic stainless steel axles
20. Sintered iron wheels




Illustration of "O" Gauge track. Measures 1 1/4" between running rails. Height is 11/16".

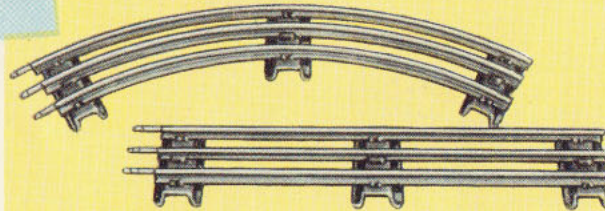
## 022 REMOTE CONTROL SWITCHES

Switching is one of the most interesting phases of model railroading. Through the use of switches you can make sidings for passing trains and spurs for storage of cars. Lionel 022 switches are equipped with an exclusive, non-derailing device that prevents mishaps. Guard rails prevent locomotives from "jumping the track" even at high speeds. Switch is equipped with red-green "jack" light which shows position of swivel rail. Matching lights on controller permit operator to tell train direction without seeing the switch. Special plug and socket unit provides fixed voltage, if you so desire. Measures 11" by 8".

Pair \$22.50

022RH Right hand switch with controller \$11.25


022LH Left hand switch with controller \$11.25



## CURVED AND STRAIGHT "O" TRACK


Lionel experience has developed and produced this track which has no equal for serviceability and durability. Turn-back flange of running rails makes them doubly rigid. Track sections are perfectly insulated, individually inspected before packing. "O" track is available in half sections. Full circle of 8 sections of "O" track measures 31". Straight track is 10" long. Curved track is 10 7/8" long. See list below:

No. OC Curved Track . . . . .	30¢
No. OS Straight Track . . . . .	30¢
1/2 OC Half section, Curved Track . . . . .	30¢
1/2 OS Half section, Straight Track . . . . .	30¢
No. OC-18 Steel Pins (dozen) . . . . .	10¢
No. 011-11 Fibre Pins (each) . . . . .	5¢




No. 020 90-DEGREE CROSSOVER. Crossovers make possible many unusual track schemes that cannot be duplicated with switches alone. Good for intersections of mainlines and for switchyards too. Sturdily constructed for perfect operation and long life. 8 1/4" square. \$2.95


# LIONEL "O" TRACK



With exclusive non-derailing feature



No. 042. These switches can be operated by your brakeman. With several pairs of these you can arrange all kinds of sidings, spurs, yards, etc. Hand lever throws swivel rail and changes indicator. Switch unit is 11" x 6 3/4". Rugged construction. Pair \$10.95




No. UCS REMOTE CONTROL TRACK. This track section will uncouple all types of Lionel rolling stock with either magnetic or electro-magnetic couplers. Will activate operating cars. Track section is 10" long, same as OS straight. For use with "O" gauge only. \$3.25

No. 260 ILLUMINATED BUMPER. For ends of spurs and sidings. Spring absorbs shock of shunted car. Red light has ribbed caps. Bumpers slip on end of track. \$1.95



No. LTC LOCKON WITH LIGHT. Not only connects transformer with track but red warning light will dim or go out in case of "shorts". A big help for checking your set. 65¢




## LIONEL "027" TRACK

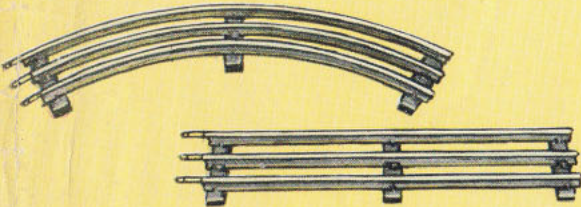
Illustration of "027" Gauge track. Measures  $1\frac{1}{4}$ " between running rails. Height is  $7/16$ ".

### No. 1122 REMOTE CONTROL SWITCHES

Just like a dispatcher, or towerman, you can control movement of trains with the remote control switches. A flick of a finger on the controller lever will move the swivel rail and change indicator lights to show the engineer his route. Duplicate red-green lights on controller show dispatcher position of the switch. These "027" switches also have Lionel non-derailing feature to prevent accidents. Set includes one right hand and one left hand switch, twin controllers and connecting three-wire cables. Will accommodate all "O" and "027" locos except some of the older models, such as Nos. 1654, 1665, 1684 and 1689. Switches measure  $9\frac{1}{2}$ " long by 7" wide. **Pair \$13.50**



with exclusive non-derailing feature




### CURVED AND STRAIGHT "027" TRACK

Lionel "027" track is constructed with the same care and attention to performance as "O" gauge. The principal difference is that "027" has a shorter curve (complete circle of 8 sections measures 27 inches in diameter) which makes it ideal for layouts in confined areas. Because of the difference in height of rails we do not recommend combining this track with "O" gauge. Straight track is  $8\frac{7}{8}$ " long. Curved track is  $9\frac{1}{2}$ " long. See list below:

No. 1018 Straight Track	25c
No. 1013 Curved Track	25c
No. 313-82 Fibre Pins (each)	5c
No. 1013-17 Steel Pins (dozen)	10c

**No. 1024 MANUAL SWITCHES.** All layouts need a number of switches for interesting railroading action. These hand-operated switches are lots of fun, and they're inexpensive too. Push the lever to move swivel rail—green-red indicator also changes, showing engineer his route. Set includes right and left switch. Size  $9\frac{1}{2}$ " by  $5\frac{1}{4}$ " wide. **Pair \$5.75**



**No. 6019 REMOTE CONTROL TRACK.** This is the remote control track section used with "027" track. It will uncouple cars and activate operating cars. Section is same length as No. 1018 straight track. **\$3.00**

**No. 260 ILLUMINATED BUMPER.** You'll want several of these to slip on the ends of dead-end spurs. Bumper designed after those used in real railroading. **\$1.95**




**No. 1021 90-DEGREE CROSSOVER.** For track layout variety—use crossovers. They permit you to cross mainlines without the necessity of overpasses. This crossover is for "027" track only. Measures  $7\frac{3}{8}$ " square. **\$1.95**

**No. CTC LOCKON.** Each train set includes one of these, but you'll probably need more. For use with either "027" or "O" gauge track. **20c**




## PLAN YOUR RAILROAD FOR THE FUTURE


The real thrill of model railroading is in planning and building for the future. Add a few switches, track sections, new accessories, grass, trees, and soon you'll wind up with a miniature railroad empire—a little world of your own. Here are some ideas for you—track requirements are approximate. To estimate overall dimensions count track sections and multiply by track lengths.



Track Req. 9 Curved, 17 Straight, 2 Rl. Switches.  
Approx. Dimensions:  
"O" Gauge — 80" x 50"  
"027" Gauge — 71" x 45"




Track Req. 10 Curved, 14 Straight, 1 Pr. Switches. Approx. Dimensions:  
"O" Gauge — 70" x 50"  
"027" Gauge — 62" x 45"




Track Req. 10 Curved, 28 Straight, 2 Pr. Switches, 1 Rl. Hand Switch. Approx. Dimensions:  
"O" Gauge — 100" x 50"  
"027" Gauge — 89" x 45"

Track Req. 12 Curved, 18 Straight, 1 Pr. Switches. Approx. Dimensions:  
"O" Gauge — 70" x 70"  
"027" Gauge — 62" x 62"



Track Req. 12 Curved, 20 Straight, 1 Pr. Switches. Approx. Dimensions:  
"O" Gauge — 80" x 80"  
"027" Gauge — 71" x 71"



# AIREX SPIN FISHING TACKLE

Made in America . . . for American Fishermen!



A  
I  
R  
E  
X

AIREX Spin-Fishing Tackle—manufactured by The Airex Corporation — a Division of Lionel.

Spin-fishing has swept the country . . . is spreading faster every day. And AIREX is the greatest name in this great new American sport. Pictured above are the four superb AIREX reels . . . the "Spinster," the new lightweight "Vagabond," the famous "Mastereel" and the new heavy-duty "Beachcomber" Reels priced from \$12.95 to \$28.50. Grouped with them are four of the many AIREX

Spinning Rods . . . priced from \$8.95 to \$28.50. To the left are two AIREX complete Spinning Kits, "Mastereel" and "Spinster," \$32.00 and \$20.50. And at the right are two excellent gift items . . . AIREX Lure Gift Boxes, \$2.50 and \$6.50. See your Sporting Goods Dealer or write to AIREX, 411 Fourth Avenue, New York 16, New York, for new catalog.